

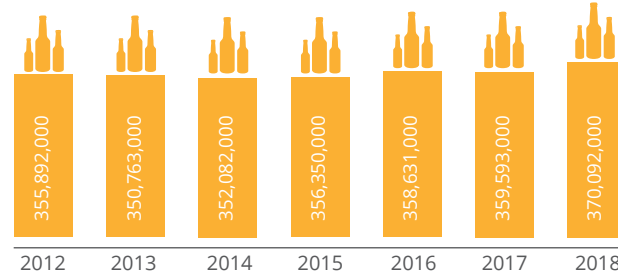
**PRODUCTION**

(HECTOLITRES)



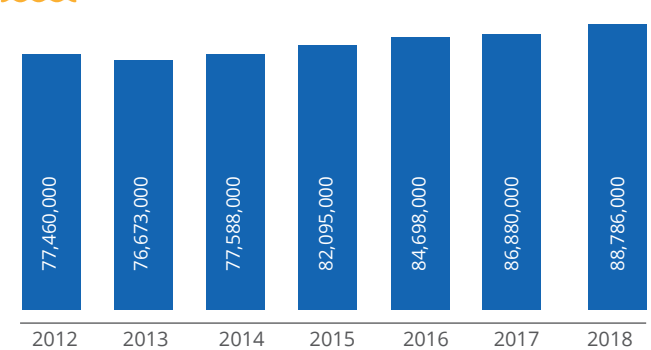
**CONSUMPTION**

(HECTOLITRES)



**EXPORTS**

(HECTOLITRES)



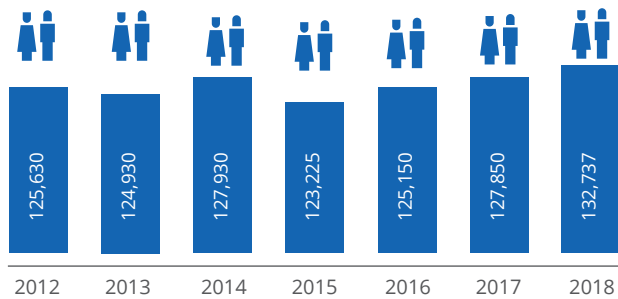
**CONSUMPTION  
ON-TRADE VS OFF-TRADE**

34% | 66%



**CONSUMPTION  
PER CAPITA**

72 LITRES / YEAR



**DIRECT EMPLOYMENT**

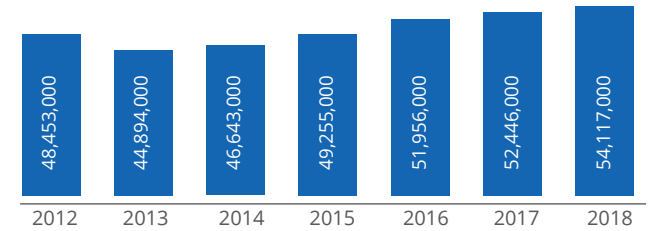


The Brewers of Europe



**IMPORTS**

(HECTOLITRES)



**NUMBER OF  
ACTIVE  
BREWERIES**

10,154