

# KEY FIGURES 2018

FRANCE

## PRODUCTION

(HECTOLITRES)



2012 2013 2014 2015 2016 2017 2018

Franch 'beer' comprises alcohol-free beer, non-alcohol and low alcohol beers

## CONSUMPTION

(HECTOLITRES)



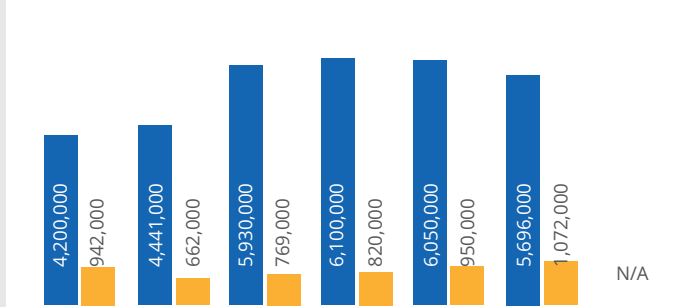
2012 2013 2014 2015 2016 2017 2018

Franch 'beer' comprises alcohol-free beer, non-alcohol and low alcohol beers



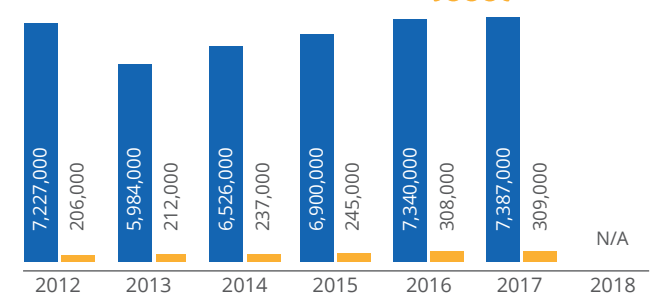
## EXPORTS

INTRA EU  
EXTRA EU



2012 2013 2014 2015 2016 2017 2018

## IMPORTS



2012 2013 2014 2015 2016 2017 2018



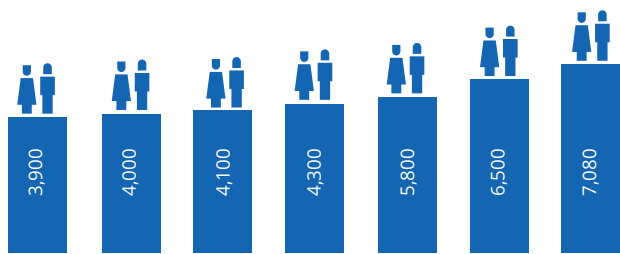
## CONSUMPTION ON-TRADE VS OFF-TRADE

20% | 80%



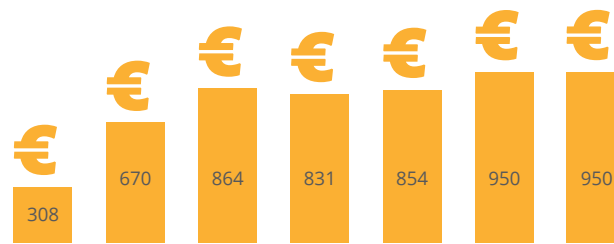
## CONSUMPTION PER CAPITA

33 LITRES / YEAR



2012 2013 2014 2015 2016 2017 2018

## DIRECT EMPLOYMENT



2012 2013 2014 2015 2016 2017 2018

## EXCISE DUTY REVENUE

(MILLION €)

## NUMBER OF ACTIVE BREWERIES

1,600