

PRODUCTION

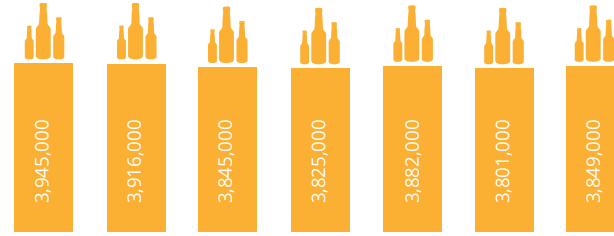
(HECTOLITRES)



2012 2013 2014 2015 2016 2017 2018
Greek 'beer' comprises alcohol-free beer, non-alcohol and low alcohol beers and beer mixes (including Radlers)

CONSUMPTION

(HECTOLITRES)

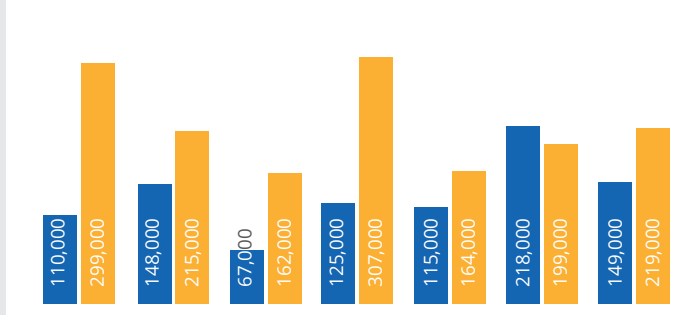


2012 2013 2014 2015 2016 2017 2018
Greek 'beer' comprises alcohol-free beer, non-alcohol and low alcohol beers and beer mixes (including Radlers)

EXPORTS

(HECTOLITRES)

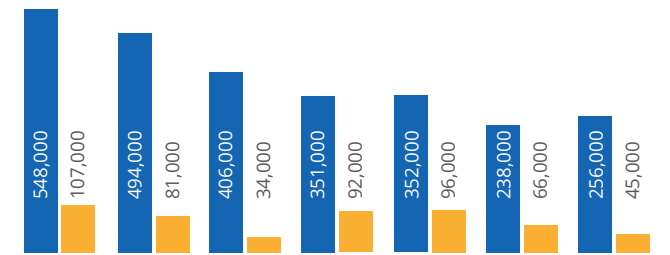
INTRA EU
EXTRA EU



2012 2013 2014 2015 2016 2017 2018

IMPORTS

(HECTOLITRES)



2012 2013 2014 2015 2016 2017 2018



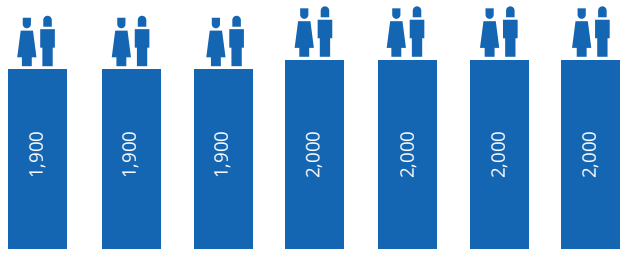
CONSUMPTION ON-TRADE VS OFF-TRADE

61% | 39%



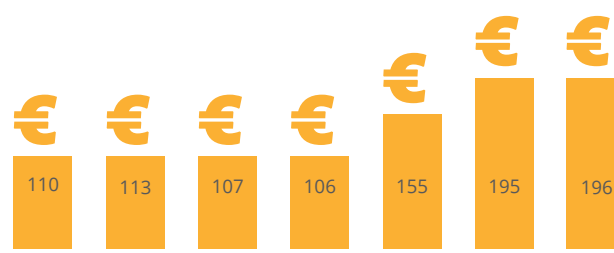
CONSUMPTION PER CAPITA

36 LITRES / YEAR



2012 2013 2014 2015 2016 2017 2018

DIRECT EMPLOYMENT



2012 2013 2014 2015 2016 2017 2018

EXCISE DUTY REVENUE

(MILLION €)

NUMBER OF ACTIVE BREWERIES

46

