

PRODUCTION


(HECTOLITRES)



2012 2013 2014 2015 2016 2017 2018
Norwegian 'beer' comprises alcohol-free beer, non-alcohol and low alcohol beers from 0.0% ABV to 2.7% ABV

CONSUMPTION

(HECTOLITRES)

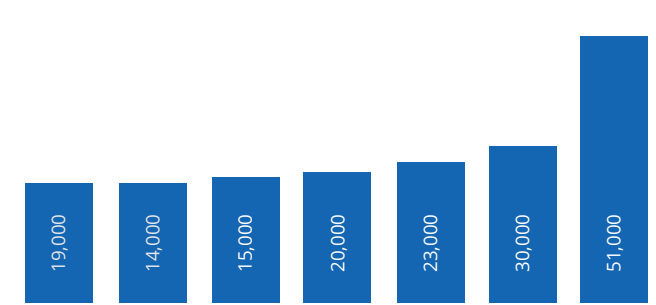


2012 2013 2014 2015 2016 2017 2018
Norwegian 'beer' comprises alcohol-free beer, non-alcohol and low alcohol beers from 0.0% ABV to 2.7% ABV



EXPORTS

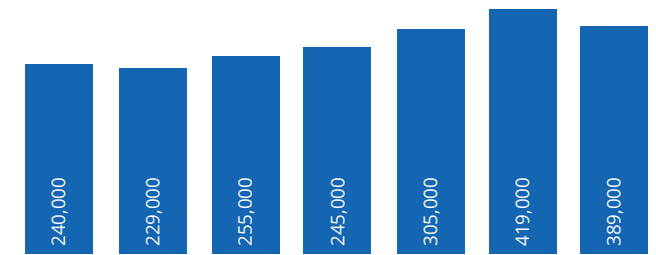
(HECTOLITRES)



2012 2013 2014 2015 2016 2017 2018

IMPORTS

(HECTOLITRES)



2012 2013 2014 2015 2016 2017 2018



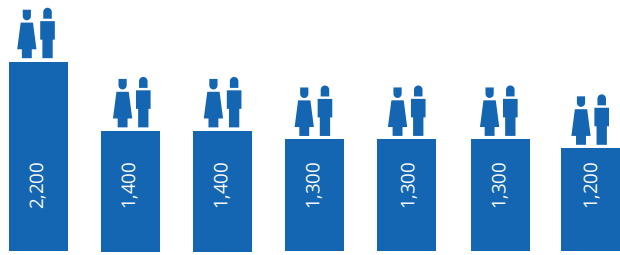
CONSUMPTION ON-TRADE VS OFF-TRADE

19% | 81%



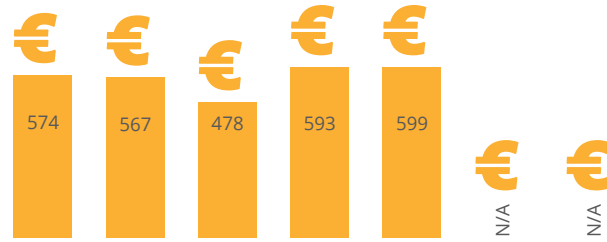
CONSUMPTION PER CAPITA

51 LITRES / YEAR



2012 2013 2014 2015 2016 2017 2018

DIRECT EMPLOYMENT



2012 2013 2014 2015 2016 2017 2018

EXCISE DUTY REVENUE

(MILLION €)

Data as provided by the national association

NUMBER OF ACTIVE BREWERIES

128