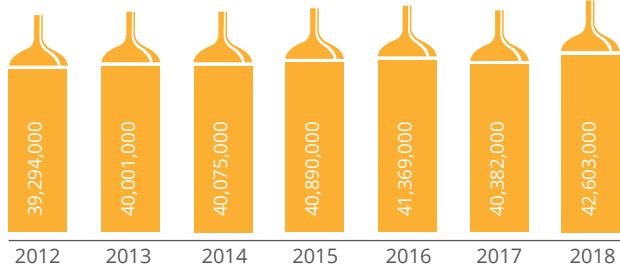


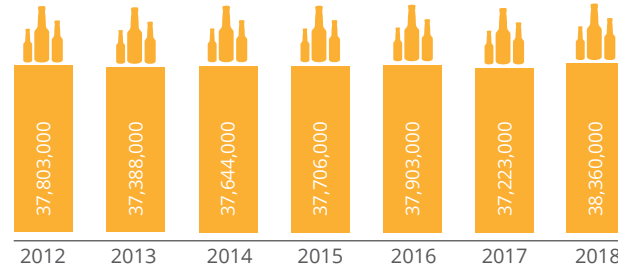
PRODUCTION

(HECTOLITRES)



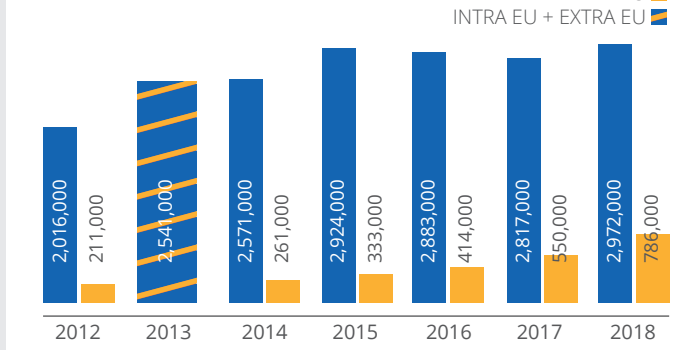
CONSUMPTION

(HECTOLITRES)



 **EXPORTS** (HECTOLITRES)

INTRA EU
EXTRA EU
INTRA EU + EXTRA EU



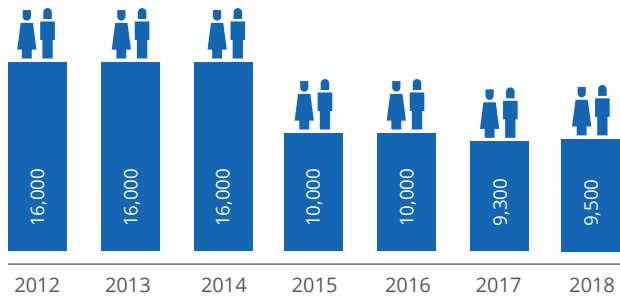
CONSUMPTION ON-TRADE VS OFF-TRADE

14% | 86%



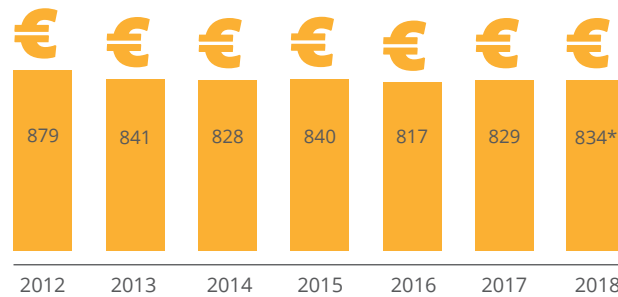
CONSUMPTION PER CAPITA

100 LITRES / YEAR



DIRECT EMPLOYMENT

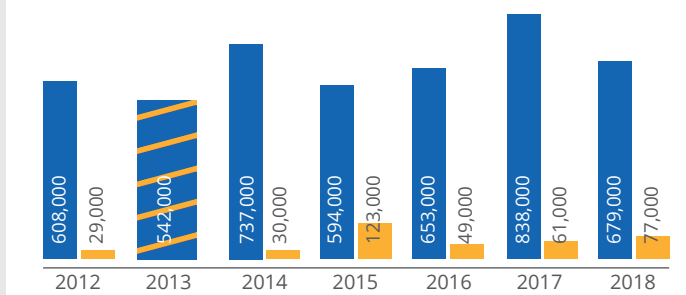
Poland 2015 data only cover full time positions



EXCISE DUTY REVENUE (MILLION €)

* Based on 2018 average exchange rate of Polish Central Bank: 1EUR = 4,2623PLN

IMPORTS (HECTOLITRES)



NUMBER OF ACTIVE BREWERIES

250

