

PRODUCTION

(HECTOLITRES)

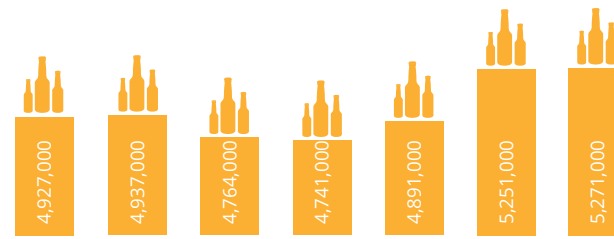


2012 2013 2014 2015 2016 2017 2018

Portuguese 'beer' comprises alcohol-free beer, non-alcohol and low alcohol beers

CONSUMPTION

(HECTOLITRES)



2012 2013 2014 2015 2016 2017 2018

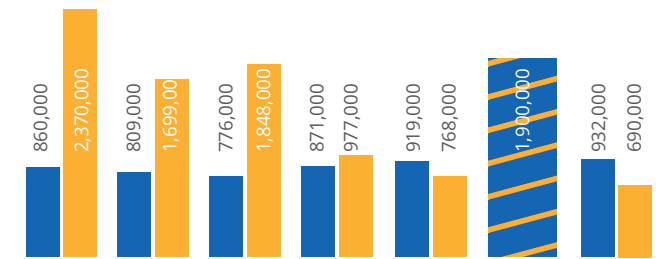
Portuguese 'beer' comprises alcohol-free beer, non-alcohol and low alcohol beers



EXPORTS

(HECTOLITRES)

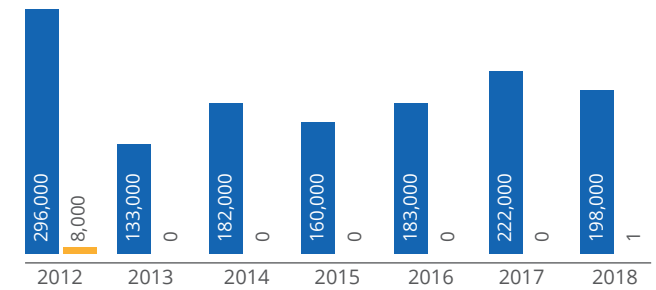
INTRA EU
EXTRA EU
INTRA EU + EXTRA EU



2012 2013 2014 2015 2016 2017 2018

IMPORTS

(HECTOLITRES)



2012 2013 2014 2015 2016 2017 2018



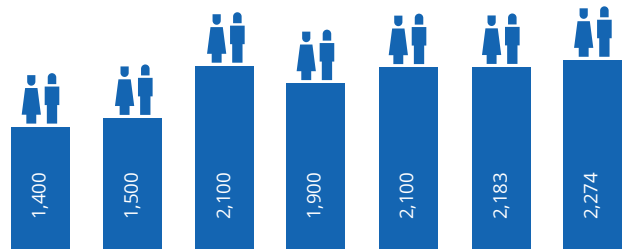
CONSUMPTION ON-TRADE VS OFF-TRADE

69% | 31%



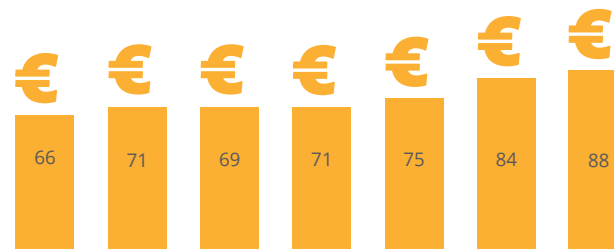
CONSUMPTION PER CAPITA

51 LITRES / YEAR



2012 2013 2014 2015 2016 2017 2018

DIRECT EMPLOYMENT



2012 2013 2014 2015 2016 2017 2018

EXCISE DUTY REVENUE

(MILLION €)

NUMBER OF ACTIVE BREWERIES

120