

PRODUCTION

(HECTOLITRES)

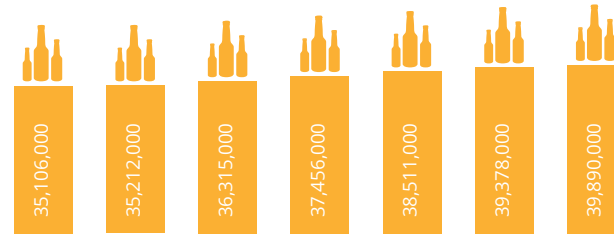


2012 2013 2014 2015 2016 2017 2018

Spanish 'beer' comprises alcohol-free beer, non-alcohol and low alcohol beers and beer mixes (including Radlers)

CONSUMPTION

(HECTOLITRES)



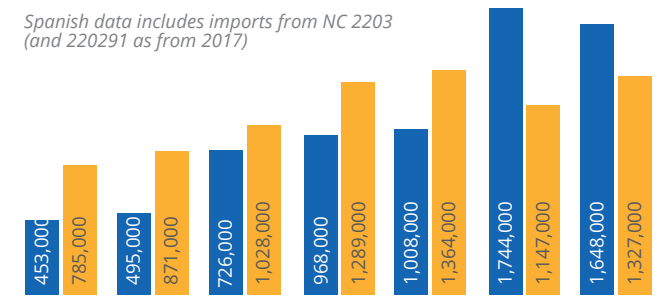
2012 2013 2014 2015 2016 2017 2018

Spanish 'beer' comprises alcohol-free beer, non-alcohol and low alcohol beers and beer mixes (including Radlers)

 **EXPORTS** (HECTOLITRES)

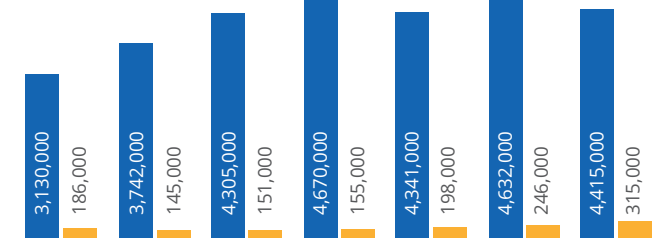
INTRA EU
EXTRA EU

Spanish data includes imports from NC 2203 (and 220291 as from 2017)



2012 2013 2014 2015 2016 2017 2018

IMPORTS (HECTOLITRES)



2012 2013 2014 2015 2016 2017 2018

Spanish data includes imports from NC 2203 (and 220291 as from 2017)



CONSUMPTION ON-TRADE VS OFF-TRADE

67% | 33%

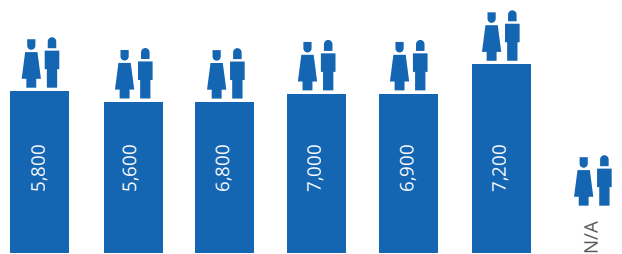


CONSUMPTION PER CAPITA

52 LITRES / YEAR

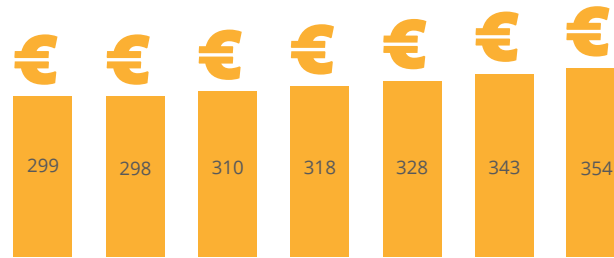


The Spanish info is provided by the Ministry of Agriculture



2012 2013 2014 2015 2016 2017 2018

DIRECT EMPLOYMENT



2012 2013 2014 2015 2016 2017 2018

EXCISE DUTY REVENUE (MILLION €)

Data as provided by the national association
Data as available from Spanish Treasury

NUMBER OF ACTIVE BREWERIES

538

