

**PRODUCTION**

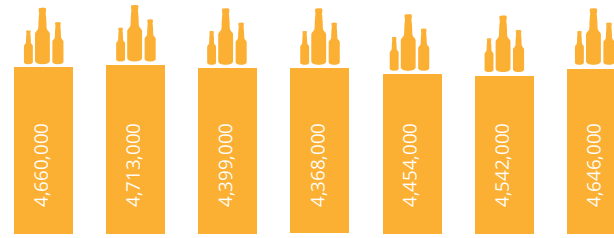
(HECTOLITRES)



2012 2013 2014 2015 2016 2017 2018  
 Swedish 'beer' comprises alcohol-free beer, non-alcohol and low alcohol beers

**CONSUMPTION**

(HECTOLITRES)



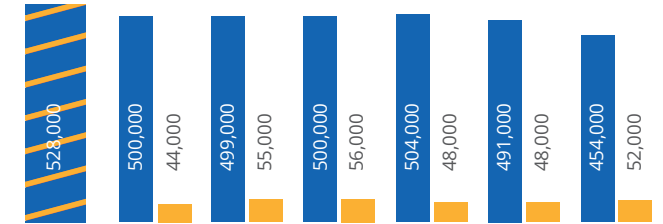
2012 2013 2014 2015 2016 2017 2018  
 Swedish 'beer' comprises alcohol-free beer, non-alcohol and low alcohol beers



**EXPORTS**

(HECTOLITRES)


INTRA EU  
 EXTRA EU  
 INTRA EU + EXTRA EU



2012 2013 2014 2015 2016 2017 2018

**IMPORTS**

(HECTOLITRES)



2012 2013 2014 2015 2016 2017 2018



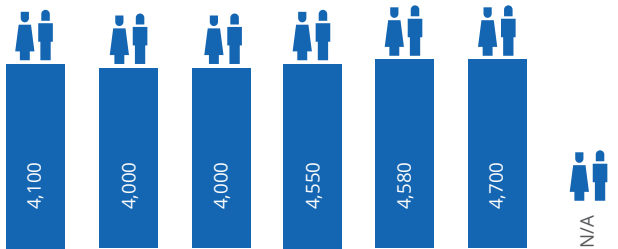
**CONSUMPTION ON-TRADE VS OFF-TRADE**

20% | 80%



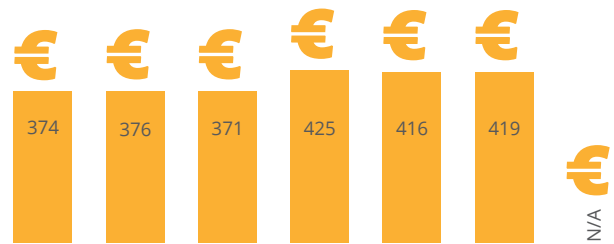
**CONSUMPTION PER CAPITA**

58 LITRES / YEAR



2012 2013 2014 2015 2016 2017 2018

**DIRECT EMPLOYMENT**



2012 2013 2014 2015 2016 2017 2018

**EXCISE DUTY REVENUE**

(MILLION €)



**NUMBER OF ACTIVE BREWERIES**

**375**