

PRODUCTION


(HECTOLITRES)



2013 2014 2015 2016 2017 2018 2019
Greek 'beer' comprises alcohol-free beer, non-alcohol and low alcohol beers and beer mixes (including Radlers)

CONSUMPTION

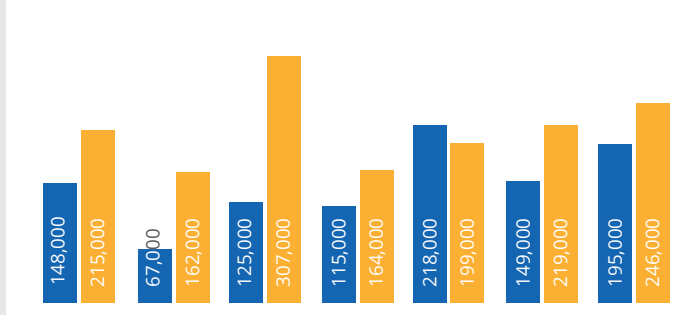
(HECTOLITRES)



2013 2014 2015 2016 2017 2018 2019
Greek 'beer' comprises alcohol-free beer, non-alcohol and low alcohol beers and beer mixes (including Radlers)

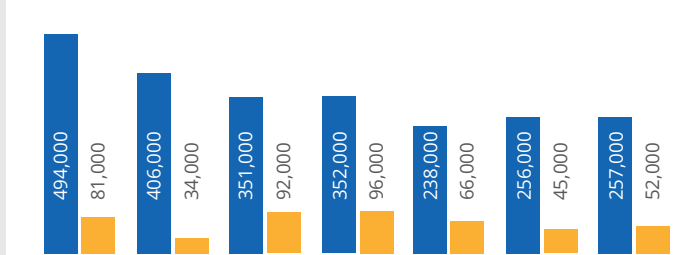
 **EXPORTS** (HECTOLITRES)

INTRA EU ■
EXTRA EU ■



2013 2014 2015 2016 2017 2018 2019

IMPORTS (HECTOLITRES)



2013 2014 2015 2016 2017 2018 2019

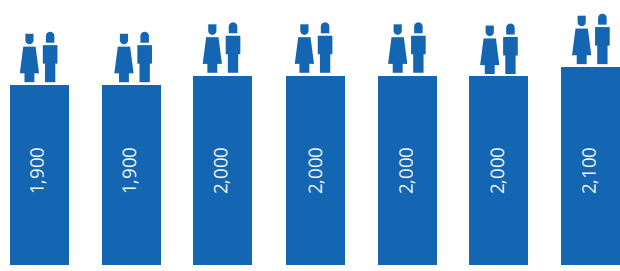
CONSUMPTION ON-TRADE VS OFF-TRADE

60% | 40%



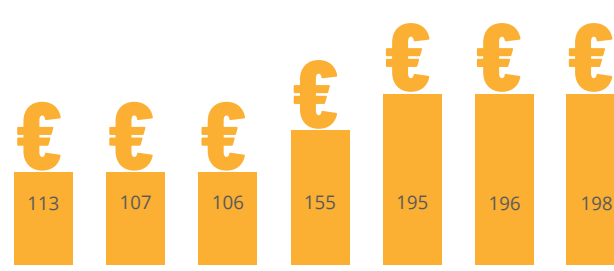

CONSUMPTION PER CAPITA | 37 LITRES / YEAR





2013 2014 2015 2016 2017 2018 2019

DIRECT EMPLOYMENT



2013 2014 2015 2016 2017 2018 2019

EXCISE DUTY REVENUE
(MILLION €)

NUMBER OF ACTIVE BREWERIES

57