

PRODUCTION

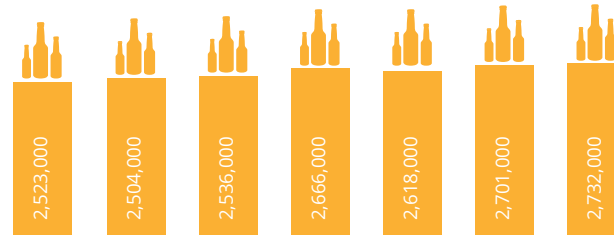
(HECTOLITRES)



2013 2014 2015 2016 2017 2018 2019
Norwegian 'beer' comprises alcohol-free beer, non-alcohol and low alcohol beers from 0.0% ABV to 2.7% ABV

CONSUMPTION

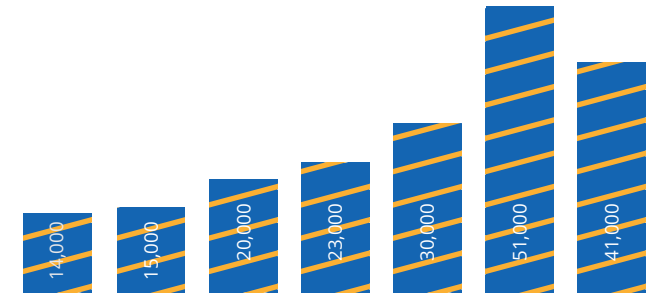
(HECTOLITRES)



2013 2014 2015 2016 2017 2018 2019
Norwegian 'beer' comprises alcohol-free beer, non-alcohol and low alcohol beers from 0.0% ABV to 2.7% ABV

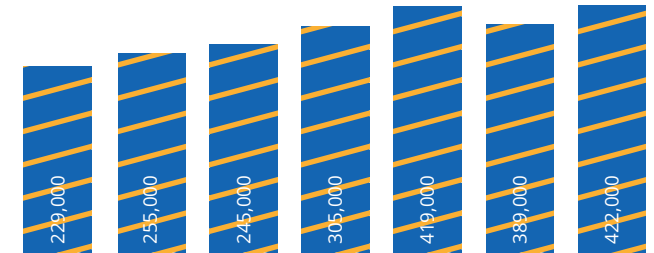


EXPORTS (HECTOLITRES)



2013 2014 2015 2016 2017 2018 2019

IMPORTS (HECTOLITRES)



2013 2014 2015 2016 2017 2018 2019




CONSUMPTION ON-TRADE VS OFF-TRADE

19% | 81%



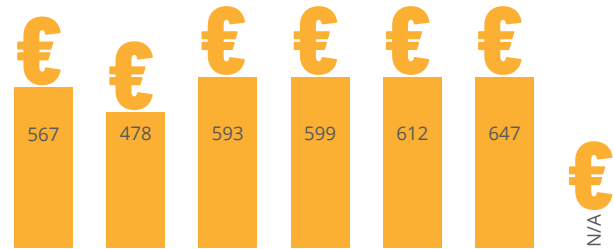
CONSUMPTION PER CAPITA

51 LITRES / YEAR



2013 2014 2015 2016 2017 2018 2019

DIRECT EMPLOYMENT



2013 2014 2015 2016 2017 2018 2019

EXCISE DUTY REVENUE (MILLION €)

Data as provided by the national association

NUMBER OF ACTIVE BREWERIES

129