



KEY FIGURES 2019

PORTUGAL



The Brewers of Europe

PRODUCTION

(HECTOLITRES)

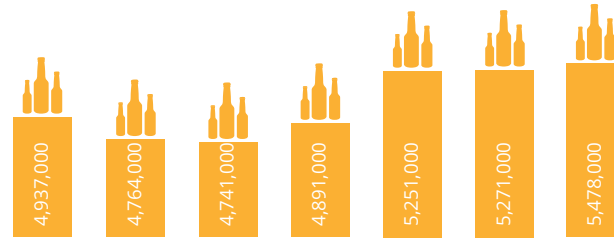


2013 2014 2015 2016 2017 2018 2019

Portuguese 'beer' comprises alcohol-free beer, non-alcohol and low alcohol beers

CONSUMPTION

(HECTOLITRES)



2013 2014 2015 2016 2017 2018 2019

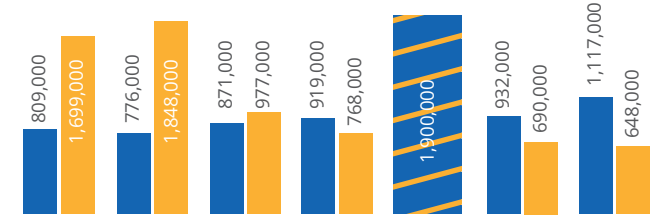
Portuguese 'beer' comprises alcohol-free beer, non-alcohol and low alcohol beers



EXPORTS

(HECTOLITRES)

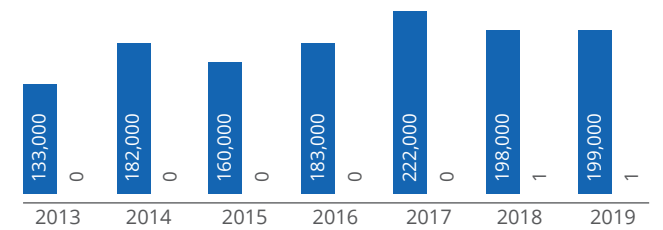
INTRA EU
EXTRA EU
INTRA EU + EXTRA EU



2013 2014 2015 2016 2017 2018 2019

IMPORTS

(HECTOLITRES)



2013 2014 2015 2016 2017 2018 2019



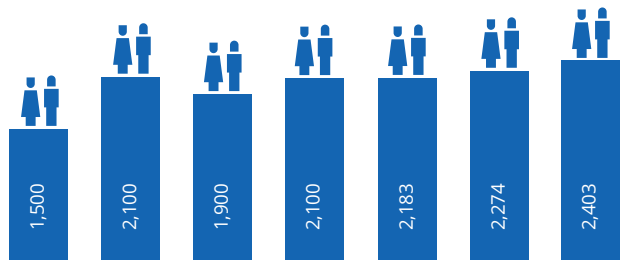
CONSUMPTION ON-TRADE VS OFF-TRADE

70% | 30%



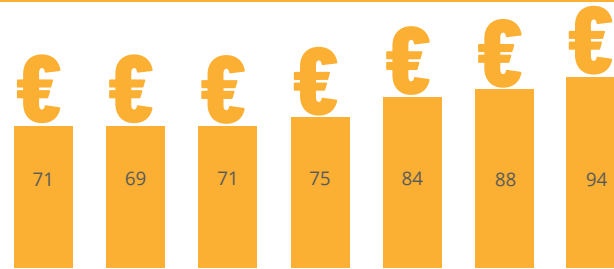
CONSUMPTION PER CAPITA

53 LITRES / YEAR



2013 2014 2015 2016 2017 2018 2019

DIRECT EMPLOYMENT



2013 2014 2015 2016 2017 2018 2019

EXCISE DUTY REVENUE

(MILLION €)

NUMBER OF ACTIVE BREWERIES

120