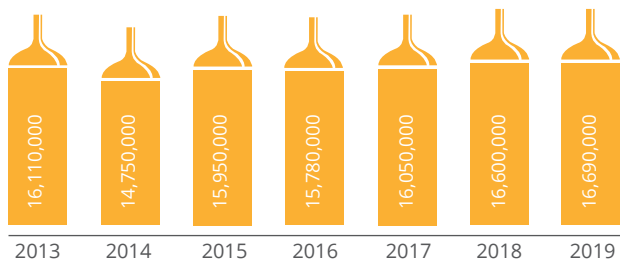


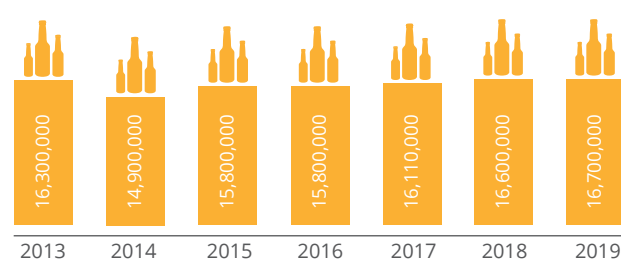
## PRODUCTION

(HECTOLITRES)



## CONSUMPTION

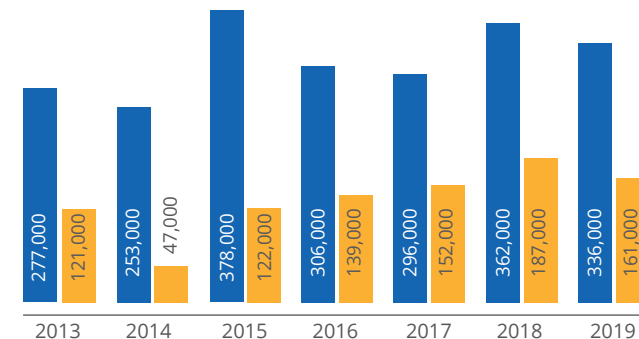
(HECTOLITRES)



## EXPORTS

(HECTOLITRES)

INTRA EU  
EXTRA EU

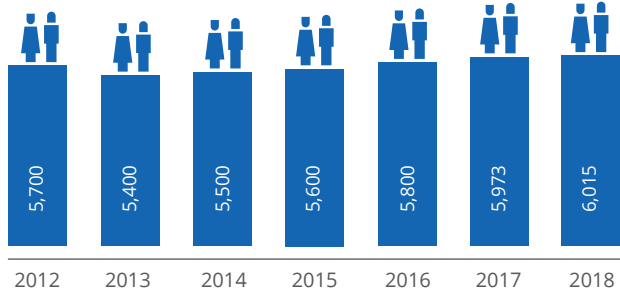


CONSUMPTION  
ON-TRADE VS OFF-TRADE  
14% | 86%

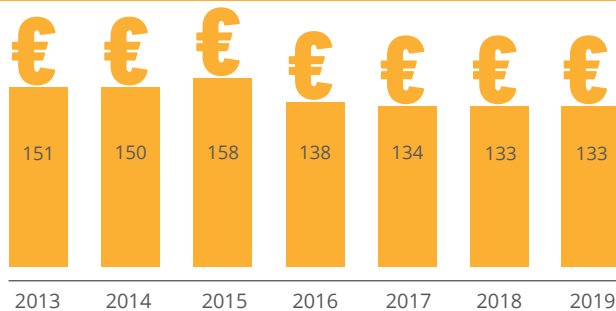


CONSUMPTION  
PER CAPITA

86 LITRES / YEAR



## DIRECT EMPLOYMENT



## EXCISE DUTY REVENUE

(MILLION €)

2018 data are provided by the National  
Agency for Fiscal Administration (ANAF)

NUMBER OF  
ACTIVE  
BREWERIES

75