

PRODUCTION

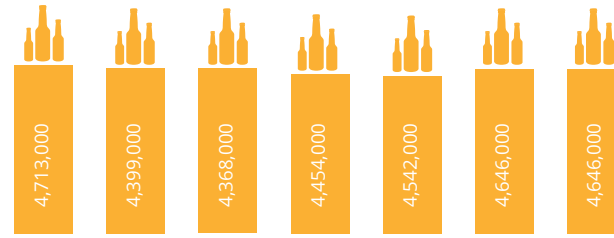
(HECTOLITRES)



2013 2014 2015 2016 2017 2018 2019
Swedish 'beer' comprises alcohol-free beer, non-alcohol and low alcohol beers

CONSUMPTION

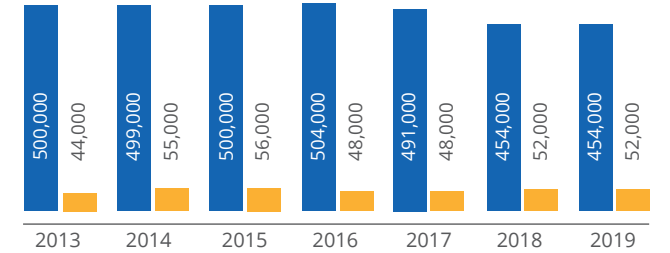
(HECTOLITRES)



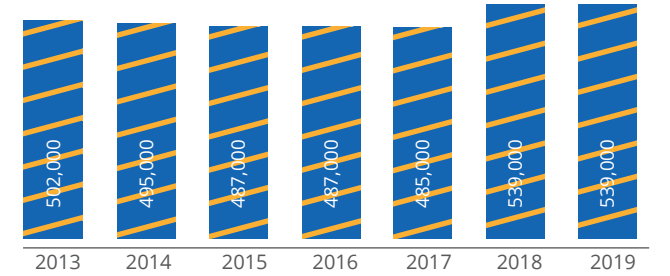
2013 2014 2015 2016 2017 2018 2019
Swedish 'beer' comprises alcohol-free beer, non-alcohol and low alcohol beers

 **EXPORTS** (HECTOLITRES)

INTRA EU ■
EXTRA EU ■
INTRA EU + EXTRA EU ■



IMPORTS (HECTOLITRES)



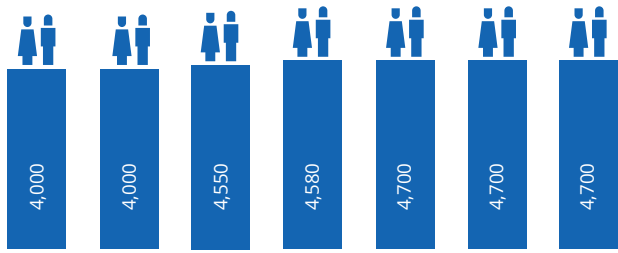
CONSUMPTION ON-TRADE VS OFF-TRADE

N/A% | N/A%

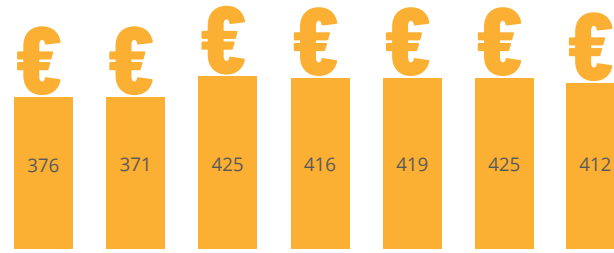


CONSUMPTION PER CAPITA

N/A LITRES / YEAR



DIRECT EMPLOYMENT



EXCISE DUTY REVENUE
(MILLION €)

NUMBER OF ACTIVE BREWERIES

375