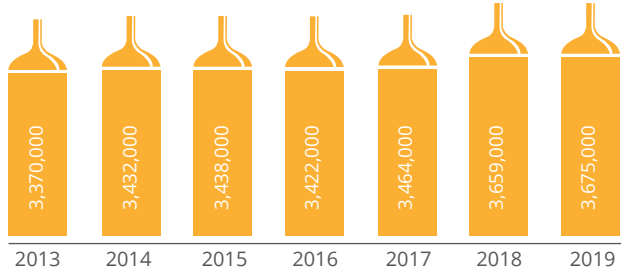


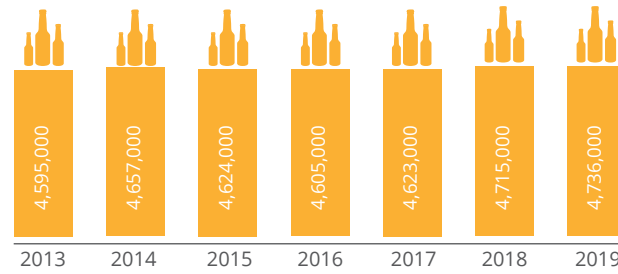
PRODUCTION

(HECTOLITRES)



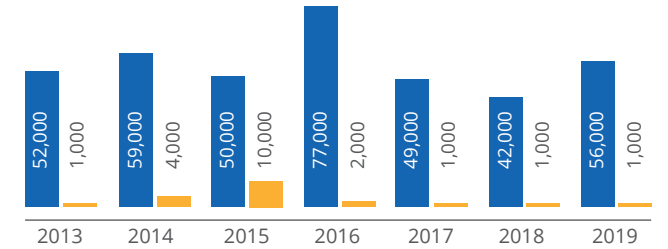
CONSUMPTION

(HECTOLITRES)



EXPORTS (HECTOLITRES)

TO EU ■
TO NON-EU ■
TO EU + TO NON-EU ■



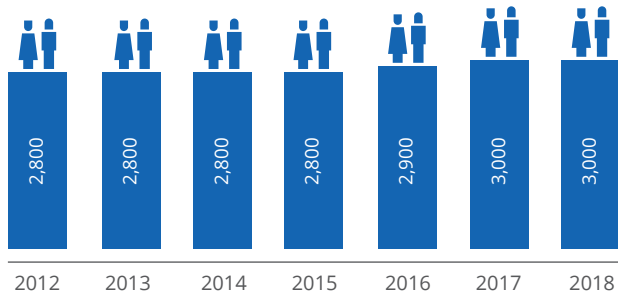
CONSUMPTION ON-TRADE VS OFF-TRADE

38% | 62%

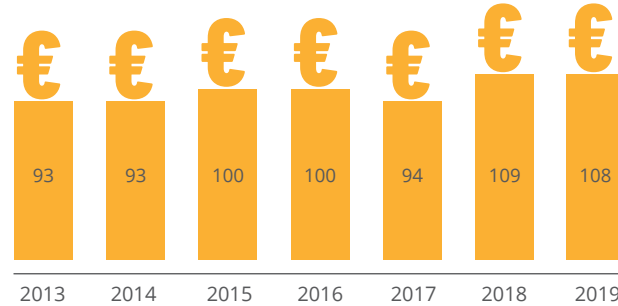


CONSUMPTION PER CAPITA

55 LITRES / YEAR



DIRECT EMPLOYMENT

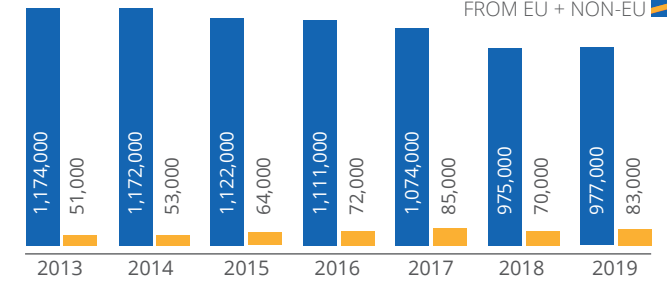


EXCISE DUTY REVENUE
(MILLION €)

IMPORTS (HECTOLITRES)



FROM EU ■
FROM NON-EU ■
FROM EU + NON-EU ■



NUMBER OF ACTIVE BREWERIES

1,132